

# Shop Detail Drawing Review/Approval Guidelines for Fabricated Structural Steel

## G1.1-2020

### SHOP DRAWING REVIEW

Review is for general compliance with contract documents. Sole responsibility for correctness of dimensions, details, quantities, and safety during fabrication and erection shall remain with the Contractor.

- No Exceptions Taken
- Furnish with Changes Notes
- Amend and Resubmit
- Reject:

By: \_\_\_\_\_ Date: \_\_\_\_\_



## PREFACE

This document is a standard developed by the AASHTO/NSBA Steel Bridge Collaboration. The primary goal of the Collaboration is to achieve steel bridge design and construction of the highest quality and value through standardization of the design, fabrication, and erection processes. Each standard represents the consensus of a diverse group of professionals.

It is intended that Owners adopt and implement Collaboration standards in their entirety to facilitate the achievement of standardization. It is understood, however, that local statutes or preferences may prevent full adoption of the document. In such cases, Owners should adopt these documents with the exceptions they feel are necessary.

Copyright © 2020 by the AASHTO/NSBA Steel Bridge Collaboration

*All rights reserved.*

## DISCLAIMER


The information presented in this publication has been prepared in accordance with recognized engineering principles and is for general information only. While it is believed to be accurate, this information should not be used or relied upon for any specific application without competent professional examination and verification of its accuracy, suitability, and applicability by a licensed professional engineer, designer, or architect.

The publication of the material contained herein is not intended as a representation or warranty on the part of the American Association of State Highway and Transportation Officials (AASHTO) or the National Steel Bridge Alliance (NSBA) or of any other person named herein, that this information is suitable for any general or particular use or of freedom from infringement on any patent or patents. Anyone making use of this information assumes all liability arising from such use.


Caution must be exercised when relying upon other specifications and codes developed by other bodies and incorporated by reference herein since such material may be modified or amended from time to time subsequent to the printing of this edition. The authors and publishers bear no responsibility for such material other than to refer to it and incorporate it by reference at the time of the initial publication of this edition.

**AASHTO Publication No: NSBASDDRAG-2**

## FURTHER READING



AASHTO LRFD Bridge Design Specifications



AASHTO LRFD Bridge Construction Specifications




G1.2—Design Drawing Presentation Guidelines



G1.3—Shop Detail Drawing Presentation Guidelines



G1.4—Guidelines for Design Details



G12.1—Guidelines to Design for Constructability and Fabrication

# Contents

|  |    |
|--|----|
| Introduction.....  | 1  |
| Section 1: Definitions .....                                       | 3  |
| 1.1—Contract.....  | 3  |
| 1.2—Shop Detail Drawings .....                                     | 3  |
| 1.3—Fabricator .....   | 3  |
| 1.4—Detailer.....  | 3  |
| 1.5—Owner.....   | 3  |
| 1.6—Contractor .....   | 3  |
| 1.7—Acceptance.....  | 4  |
| 1.8—Construction Change.....                                       | 4  |
| Section 2: Responsibilities.....                                   | 5  |
| 2.1—Fabricator .....   | 5  |
| 2.2—Owner.....   | 5  |
| 2.3—Team Effort.....   | 6  |
| 2.4—Professional Seal.....   | 7  |
| Section 3: General Review Guidelines.....                          | 9  |
| 3.1—Materials .....  | 9  |
| 3.2—Weld Symbols.....  | 9  |
| 3.3—Format .....   | 9  |
| 3.4—Submittal Procedures .....                                     | 10 |
| 3.5—Number of Drawing Copies .....                                 | 10 |
| 3.6—Reduced-Size Copies .....                                      | 10 |
| 3.7—Accuracy .....   | 10 |
| 3.8—Drawings Not Required .....                                    | 10 |
| Section 4: Approval Items to be Checked.....                       | 11 |
| 4.1—General Notes and Detail Sheets for Cleaning and Coating ..... | 11 |
| 4.2—Erection Framing Plan Details .....                            | 11 |
| 4.3—Material and Material Testing.....                             | 11 |

|   |    |
|---|----|
| 4.4—Principal Controlling Dimensions, Material Properties, and Connection Properties.....   | 12 |
| 4.5—Welded Girders and Hot-Rolled Beams.....  | 13 |
| 4.6—Stiffener and Connection Plates.....  | 14 |
| 4.7—Bolted Splices .....  | 14 |
| 4.8—Cross Frames and Diaphragms .....   | 15 |
| 4.9—Camber and Sweep .....  | 15 |
| 4.10—Shop Assembly Diagrams.....  | 16 |
| 4.11—Incorporation of all necessary revisions into the Shop Detail Drawings .....   | 16 |
| 4.12—Fabricator Questions on Shop Drawings.....   | 16 |
| 4.13—Compliance with Owner-Specific or Project-Specific Requirements that May Supersede the Requirements of This Checklist.....                         | 16 |
| 4.14—Special Needs for Special Structures, Including Truss, Cable-Stayed, Suspension, Tied Arch, and Movable (e.g., Lift, Swing, Bascule) Bridges:..... | 17 |
| Section 5: Return and Distribution of Drawings.....   | 19 |
| 5.1—Acceptance Levels .....   | 19 |
| 5.2—Approval Stamp .....  | 20 |
| Appendix A—Checklist for Shop Drawing Approval Items .....  | 21 |

# INTRODUCTION

This document presents guidelines on the preparation, review, and approval of bridge fabrication shop detail drawings and is intended to be used in conjunction with other applicable AASHTO/NSBA Steel Bridge Collaboration documents. This document attempts to standardize the review and approval processes so that consistency and economy is achieved. These guidelines represent a consensus on best practices that if employed will produce quality shop detail drawings in an efficient and economical manner. This is achieved through a collaborative effort between the Fabricator and Owner that includes an understanding of each party's interests and expertise. The intent of this document is to present perspectives of both Fabricator and Owner to better understand each other's needs, identify a common language to promote better communication, and to establish responsibilities of each party to facilitate smooth exchange of information.

The Fabricator has a working understanding of welding and shop processes, shop production, and thermal effects from welding including distortion and restraint. The Fabricator's interest is to maintain work flow, avoid shop delays, maintain employment, and produce economical work. The Owner has a working understanding of the design requirements, conditions to which the structure is subjected, and long-term performance needs. Where the Owner is a public entity, public investment and low life-cycle costs are of interest. The common interest of both Fabricator and Owner is quality products for safe use by the public at an economical cost.

This is achieved through collaborative effort. The Fabricator needs to communicate uncertainties in contract drawings, provide sufficient time in the schedule for Owner review, and recommend workable solutions where Owner-required details cannot be fabricated economically. The Owner needs to provide clear and complete contract documents with constructable details, provide timely reviews and comments, avoid restricting code-accepted practices where not necessary, and avoid late or unnecessary changes. Both Owner and Fabricator must maintain an open dialogue. In projects employing alternative delivery methods, e.g., Design-Build or Public-Private Partnerships, in which the Owner is not responsible for development of final contract drawings or shop drawing review, the goal is the same—collaboration and open dialogue between the Fabricator and project stakeholders